FEMALE END VIEW

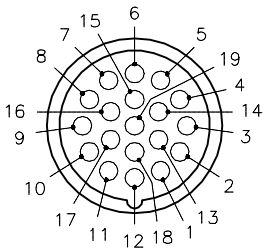

PAIR 1 = WHITE/BLACK
2 = BLACK/WHITE
PAIR 3 = WHITE/GREEN
4 = GREEN/WHITE
PAIR 5 = WHITE/RED
6 = DRAIN
7 = RED/WHITE
PAIR 8 = WHITE/ORANGE
9 = ORANGE/WHITE
PAIR 10 = WHITE/BLUE
11 = BLUE/WHITE
12 = GREEN/YELLOW
PAIR 13 = WHITE/BROWN
14 = BROWN/WHITE
PAIR 15 = WHITE/YELLOW
16 = YELLOW/WHITE
PAIR 17 = WHITE/VIOLET
18 = VIOLET/WHITE
19 = N/C

M23 connector

WIRING DIAGRAM

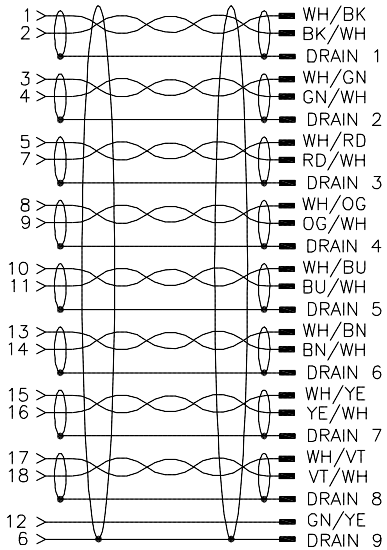

SPECIFICATIONS

CONTACT CARRIER MATERIAL	NYLON or PBT
CONTACT MATERIAL/PLATING	BRASS/GOLD
RECEPTACLE MATERIAL/PLATING	BRASS/NICKEL
RATED CURRENT [A]	9.0 A (PIN 12), 2.0 A (ALL OTHERS)
RATED VOLTAGE [V]	150 V
OUTER JACKET MATERIAL/COLOR	EX60/BLACK
CONDUCTOR INSULATION MATERIAL	XLPE
NUMBER OF CONDUCTORS [AWG]	16x22 AWG, 1x18 AWG GROUND
DRAIN/SHIELD	9x22 AWG/ALUM.-POLYESTER FOIL (PAIRS & OVERALL)
CONDUCTOR ARRANGEMENT	8 SHIELDED TWISTED PAIRS W/DRAIN, 1 GND, 1 DRAIN
TEMPERATURE RANGE	-60°C to +105°C (-76°F to +221°F)
PROTECTION CLASS	IEC IP67
CABLE RATINGS	UL: ITC-ER/PLTC-ER, 105°C, Direct Burial, 105°C; -60°C COLD BEND CSA: CIC, 90°C, 300V; -60°C COLD BEND UL 1309 MARINE SHIPBOARD 300V; ABS CERTIFIED; IEEE 1202/FT4; IEEE 1580; IEC 60332-3-22
MAXIMUM PANEL THICKNESS	3.5 [0.138]

PANEL CUTOUT (TYPICAL)

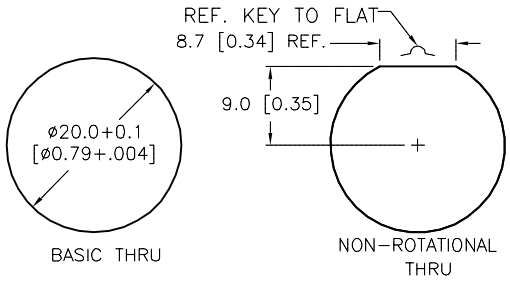

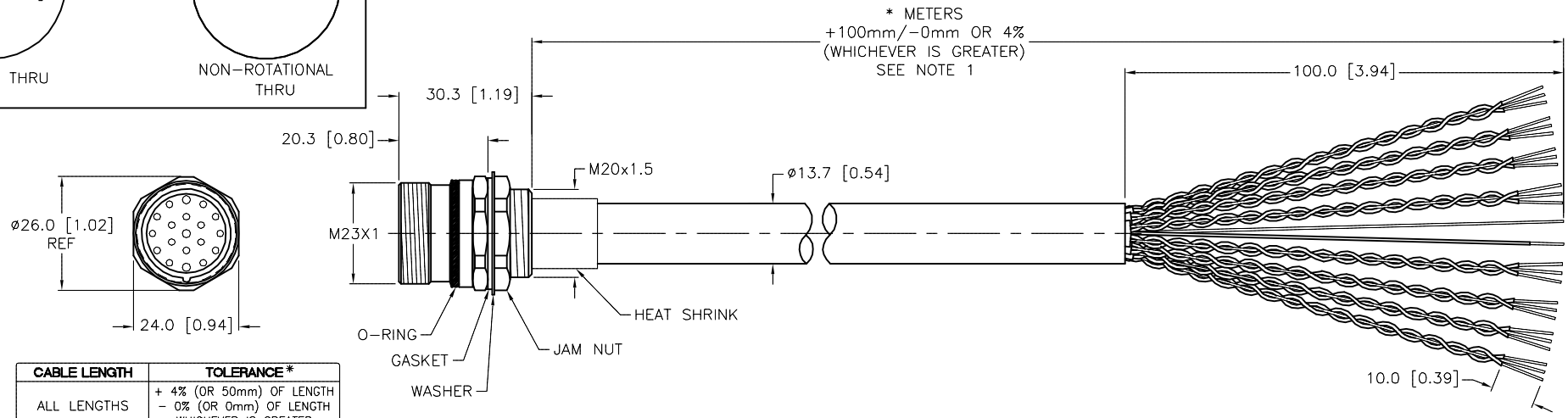

CABLE LENGTH	TOLERANCE *
ALL LENGTHS	+ 4% (OR 50mm) OF LENGTH - 0% (OR 0mm) OF LENGTH WHICHEVER IS GREATER
STRIP LENGTH	**TOLERANCE ***
0-7mm	±0.5mm
8-29mm	±1.0mm
30-49mm	±2.0mm
50-69mm	±3.0mm
70-100mm	±4.0mm
OVER 100mm	±5.0mm
*** UNLESS OTHERWISE SPECIFIED**	

NOTES:

1. "*" INDICATES CABLE LENGTH IN METERS. CONTACT TURCK TO ORDER SPECIFIC LENGTHS.

SOURCE DRAWING - FOR REFERENCE ONLY

REV	DESCRIPTION	BY	DATE	ECO NO.
D	UPDATE END VIEW	RDS	10/29/19	75364

RELATED DOCUMENTS
1.
2.
3.
4.

3RD ANGLE PROJECTION

THIS DRAWING IS CONFIDENTIAL AND THE PROPERTY OF TURCK INC. USE OF THIS DOCUMENT WITHOUT WRITTEN PERMISSION IS PROHIBITED.

TURCK

3000 CAMPUS DRIVE
MINNEAPOLIS, MN 55441
1-800-544-7769
(763) 553-7300
(763) 553-0708 fax
www.turck.us

MATERIAL: SEE SPECIFICATIONS

FINISH: SEE SPECIFICATIONS

ALL DIMENSIONS DISPLAYED ON THIS DRAWING ARE FOR REFERENCE ONLY

CONTACT TURCK FOR MORE INFORMATION

DRFT: RDS | DATE: 02/06/15
APVD: J.S. | SCALE: 1=1.5

UNIT OF MEASUREMENT
MILLIMETER [INCH]
DO NOT SCALE THIS DRAWING

DESCRIPTION: P-CKFL 19-1484XL-*

IDENTIFICATION NO.

REV: D

FILE: 777034654 | SHEET 1 OF 1

Approved 10/29/2019, work order #201897 by T.V.